

REPORT ON THE CAREERS OF THE CLASS OF 2022

Executive Summary

The following report describes the current career status of the class of 2022, which includes graduates from December 2021, May 2022, June 2022, and July 2022. *A postscript of this reporting period was added to the last page. *

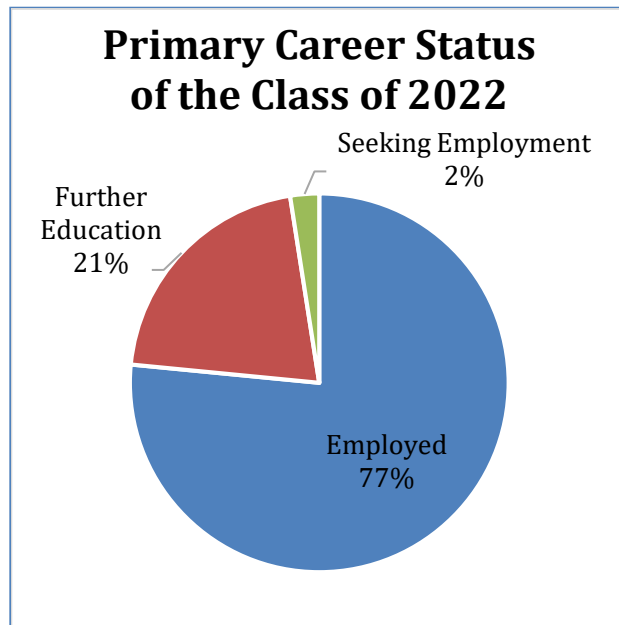
Career information was available for **93%** of the 527 graduates. The data were gathered from the following sources:

- Alumni Survey
- Department chairs
- National Student Clearinghouse
- Survey of Graduating Students
- Misc.-Students, employers, staff, parents and online

The **career outcome rate*** - employment or further education - was **98%**.

*This rate excludes people in the "Other" category; graduates in this category were not seeking employment or pursuing further education during the data collection period.

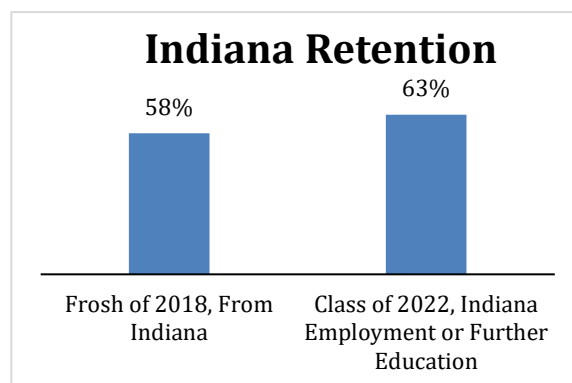
The **median salary** of reporting graduates employed full-time was \$55,000.



23% of graduates pursued further education, including degree programs and certification programs. **Graduate school enrollment** comprised 22% of responding graduates. An additional 18% of graduates not currently in further education indicated the intention to **pursue graduate school** within the next three years.

Outreach messaging was sent to 95 or 18% of graduates offering additional career assistance from the **Center for Career Development**.

Indiana retention of graduates included 61% of employed graduates and 69% of graduates in further education. When entering UE in fall 2018, 58% of this class was from Indiana.



Report Contents	Pages	Pages
Employment	2-7	8-9
Location		
Salary		
Number of Offers		
Job Source		
Employers		
	Method	10

Employment

Table 1. Employment Type

	2021-2022		2020-2021		2020-2021	2018-2019
	#	%	#	%	%	%
Full-time	318	91	265	85	93	81
Part-time	20	6	32	10	5	13
Internship	12	3	15	5	2	6
Misc. Employment Types	4		13			
Unknown	9		15			
Total	363		340			

*Misc. Employment Types includes not specified, military, year of service programs, and self-employment

Table 2. Employment Location

	2021-2022		2020-2021	2019-2020	2018-2019
	#	%	%	%	%
Indiana	177	61	61	66	63
U.S., out of state	107	37	36	30	34
International	5	2	3	4	3
Not specified	83				
Total	372				

*Number includes employment of full-time graduate students

Table 3. Salary Range*

In 2020-2021 Included Military Service Members

Median = \$55,000	2021-2022		2020-2021		2019-2020	2018-2019
	#	%	#	%	%	%
< \$25,000	7	5	10	8	10	9
\$25,000 to \$29,999	4	3	2	2	1	3
\$30,000 to \$34,999	2	2	7	6	6	5
\$35,000 to \$39,999	5	4	16	13	8	6
\$40,000 to \$44,999	11	8	14	11	19	9
\$45,000 to \$49,999	13	10	6	5	12	9
\$50,000 to \$54,999	18	14	14	11	12	11
\$55,000 to \$59,999	12	9	13	10	11	11
≥ \$60,000	61	46	43	34	21	36
Not specified	193		142			
Total	326		267			

*Of those employed full-time

Table 4. Number of Job Offers*

	2021-2022		2020-2021		2019-2020	2018-2019
	#	%	#	%	%	%
0 (already had position)	3	2	1	1	6	0
1-2	84	68	69	74	70	77
3-4	28	23	17	18	20	23
5-6	6	5	5	5	2	0
>6	3	2	2	2	2	0
Not specified	202		197			
Total	326		291			

*Of those employed full-time

Table 5. Source of Job*

	2021-2022		2020-2021		2019-2020	2018-2019
	#	%	#	%	%	%
Family or Friends	36	18	26	19	18	25
Center for Career Development	32	16	15	11	14	15
Instructor or Advisor	25	12	20	15	14	14
Experiential Education	31	15	24	17	14	11
Online	30	15	18	13	23	10
Other	22	11	20	15	7	10
Alumni Connections	10	5	6	4	4	7
Academic Department	11	5	8	6	5	6
Student Campus Organizations	5	2	0	0	1	1
Not Specified	182		169			
Total** (unduplicated)	326		267			

*Of those employed full-time.

**Total across Job Source categories is greater than unduplicated total because graduates were asked to select all job sources that applied to their situations.

Table 6. Employers of Alumni/ae with Full-time Employment

Employer		Employer	
A & C Business Enterprises	1	Cleveland Cliffs	1
Advanced Rehabilitation Inc	1	Community Health Network	1
Advocate Aurora Health	1	Costco	1
Alliance Technical Group	1	Covington Orthopedic	1
Another Chance for Animals Inc. (ACA)	1	Cracker Barrel Old Country Store	1
Apex Group	2	Crawford, Murphy, and Tilly Inc.	1
ARMY	1	Crystal Lake Country Club	1
Ascension St. Vincent	11	Cultural Resource Analysts Inc	1
Asian-American National Committee, Inc. (AANC)	1	Cummins Behavioral Health Inc	1
Avon Community School Corporation	1	Dairy Management	1
Ball State Center for Information & Communication Sciences	1	Dauby, O'Connor, And Zaleski	2
Baptist Health Floyd	1	Dayton Freight	1
Barnes Jewish Hospital	1	Deaconess	18
Becker Oil	1	Deaconess Heart Group	1
Bellarmino University	1	Delaware	1
Berry Global	5	Demeter Logistics	1
Bethel Early Childhood Academy	1	Dent Wizard International	1
Boozt	1	Dish Network	1
Bristol Myers Squibb	1	DMI	1
Brooks Rehab	1	Dominos	1
BWXT	1	Dubois Co. Community Corrections	1
Camp Lakeview	1	East Louisville Dermatology	1
Carmi-White County High School	1	Edin	1
Carolina Physical Therapy & Sports Medicine	1	Effingham Pelvic Health and Wellness	1
Catholic Diocese of Evansville	2	Elanco	1
Cedar Rapids Country Club	1	Electronics Research	1
Centennial Hospital	1	Embry Automation & Controls	1
Center for Pediatric Therapy	1	Encompass Health Deaconess Rehabilitation Hospital	1
CenterPoint Energy	1	Environmental Science Associates	1
Central Dupage Hospital	1	Erlanger Health System	1
Channel Advisor	1	Ernst & Young	1
CHI Saint Joseph Health	1	Evansville Music Academy	1
Ciholas	1	Evansville Psychiatric Children's Center	1
City of Westfield	1	Evansville Surgical Associates Inc	2
Clayco	1	EVSC	7

Institutional data analyzed by the Office of Institutional Effectiveness. Report prepared by the Center for Career Development. January 2023

Employer		Employer	
Eyewitness News	1	Kentucky Shakespeare	1
Fairfield Memorial Hospital	1	Kettering Health	1
FanThreeSixty	1	Kindle Electronics	1
Farm Credit Mid-America	1	KORT Physical Therapy	1
Ferrell Hospital	1	Labatt Food Service	1
Fifth Third Bank	2	LifeOmic	1
Fisher Total Maintenance	1	Lockwood, Andrewd & Newnam, Inc.	1
FORVIS	3	Longship Logistics	1
GE Appliances, A Haier Company	1	Loyola Medical Center	1
German American Bank	1	Marshall Electric	1
Gibbs Die Casting Corporation	1	Maxim Healthcare Services	2
GOLFSTORE	1	MCM	1
Goodwyn Mills Cawood	1	Mead Johnson	1
Grace at Home	1	Memorial Hospital and Health Care Center	2
Green River Health	1	Mercy Hospital St. Louis	1
GUESS INC	1	Mercy Iowa City	1
Harding, Shymanski, & Company, P.S.C	1	MeridianLink	1
Harper Elementary	1	Metro Nashville Schools	1
Health LINC	1	Metronet	2
Henderson County Schools	1	Michael Baker INTL	1
Hendricks Regional Health	1	Midwest ENT	1
Hillcrest Youth Services	1	Midwest Orthopaedics at Rush	1
Hippos and Fish Pediatric Therapy	1	Midwest Roofing Sheet Metal	1
Home Health	1	Morley	1
Home Valet	1	Mountain View Pain Center	1
Home Zone Furniture	1	Mull	1
Indiana Department of Health	1	MVMT Institute	1
Indiana State Board of Accounts	1	N Kentucky University	1
Indiana State University	1	NeuroTour Performing Arts PT	1
Industrial Contractors Skanska	1	New Leaf Fitness & Spa	1
Ireland Home Based Services	1	Norfolk Dreading Company	1
Ireland Home Services	1	Nortek Global HVAC	1
IU Health	1	North Spencer County School Corporation	1
IU Health White Memorial Hospital	1	Northwest Community Healthcare	1
Ivy Tech Community College	1	Novant Health	1
Johnson & Hayes Physical Therapy	1	Novartis Institutes for BioMedical Research	1
Joshua Academy	1	NSWC Crane	7
Kegslone Science School		Nuvance Health	1

Employer	Employer	Employer
Oakland City University	1	Sports Ortho Urgent Care 1
OneMain Financial	1	SSM Health St. Mary's Hospital 1
Opportunities for Positive Growth, Inc.	1	St. Josephs Health 1
Orange Theory	1	St. Vincent 2
OrthoArkansas	1	STAR PT 1
Orthopaedic Associates	1	Stark Engineering 1
Orthopedic & Sports Medicine Center	1	State of Kentucky 1
Owensboro Health	1	Sterling Industrial, LLC 2
Pace Analytical	1	Strategic Wealth Designs 1
Parkview Hospital	1	StretchLab Franchise 1
PCP	1	Supply Kick 1
Pearison, Inc.	1	Talley Eye Institute 1
Pediplay	1	Team Health 1
Penske	1	Techni-Tool, Inc. 1
Premier Miami Valley Hospital	1	TEKsystems 2
Private practice	1	Tesla 1
Proactive Medical Review	1	Texas Christain University 1
Professional Emergency Physicians	1	The Delta Companies 1
Professional Transportation INC	1	The Hope Source 1
ProgressiveHealth	6	The Little Clinic 1
Progressive Rehab	1	Theracare Outpatient Therapy Clinic 1
Ragle Inc	1	Thompson Thrift 1
raSmith	1	TJ Maxx Distribution Center 1
Reckitt	1	Total Quality Logistics 2
Rehabilitation & Performance Institute	1	TotalMed 1
Room to Bloom Learning Academy	1	Toyota 1
Roundabout Theatre Company	1	Toyota Material Handling 1
Rural King	1	Tri-State Orthopaedic Surgeons 1
SAIC	1	Tri-State Water, Power, and Air 1
Schultheis Insurance Agency	1	Typhoon Texas Waterpark 1
Select Specialty Hospital	1	Union Hospital 1
Seminole Tribe of Florida	1	United Consulting 1
Skyline Medical Center	1	University of Evansville 6
SME	1	University of Southern Indiana 1
Southeast Dubois County School Corporation	1	University of Utah Hospital 1
Sparta Memorial Hospital	1	University of Wyoming 1
Special Olympics Illinois	1	Upstream 1
Sponsel CPA	1	USA Lintec-Nanoscience and Technology Center 1

Institutional data analyzed by the Office of Institutional Effectiveness. Report prepared by the Center for Career Development. January 2023

Employer	Employer
Vanderburgh County Prosecutor's Office	1
Vanderburgh Humane Society	1
Vincennes University	1
Vineyard Finances	1
Vitality St Vincent	1
Viterra North America	1
Wabash General Hospital	2
Wendell Foster	1
Wright State University	1
Yocket	1
Not Specified	26
TOTAL EMPLOYERS	232

Further Education

Table 7. Institution Location

	#	%
Indiana	65	69
U.S., out of state	26	28
International	3	3
Unknown location	8	
Total	102	

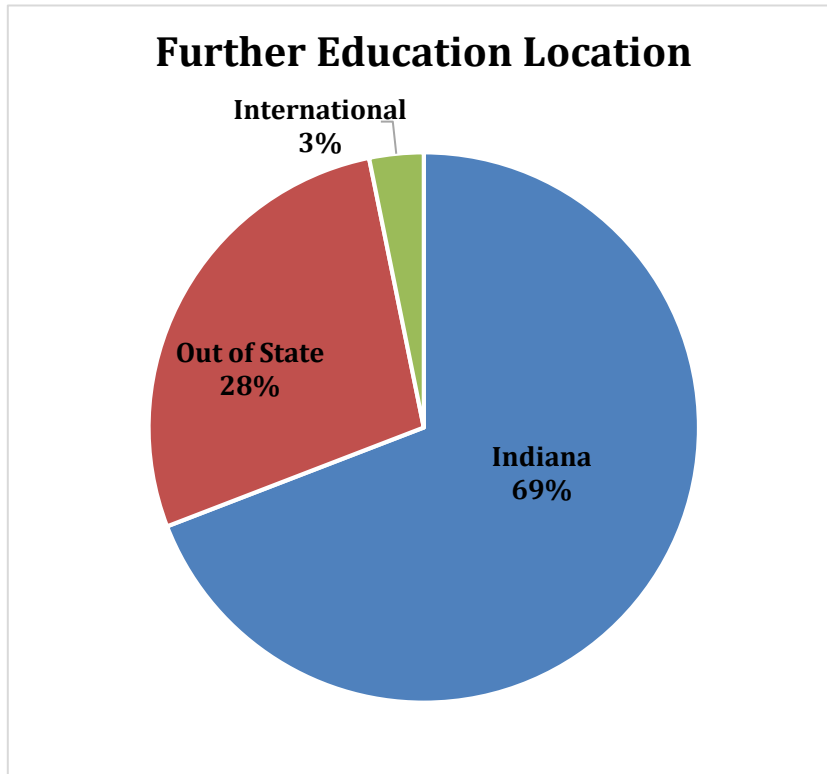


Table 8. Future Graduate School Plans

	2021-2022		2020-2021		2019-2020		2018-2019
	#	%	#	%	#	%	%
Within six months	17	4	20	5	7	2	8
Within three years	61	14	58	14	44	11	21
No plans/Not specified	347	82	333	81	339	87	70
Total Not in Graduate School	425		411		390		

Table 9. Further Education Institutions

University	#	University	
Boston University	1	University of Glasgow	1
Brown University	1	University of Indianapolis	1
Butler University	1	University of Maryland	1
Clemson University	1	University of New Haven	1
Colorado School of Mines	1	University of Phoenix	1
Goucher College	1	University of Southern Indiana	2
Hofstra University	1	University of Texas Health Science Center	1
Indiana University	1	University of Texas-El Paso	1
Indiana University School of Medicine	4	Washburn University School of Law	1
Indiana University-Purdue University Indianapolis	2	Washington University - Branch 01	1
Ivy Tech Community College	1	Unknown	9
 		Total	102
Kansas City University	1		
Lone Star	1		
Marian University	1		
Marymount University	1		
Missouri State University	1		
Murray State University	1		
Purdue University	1		
Rensselaer Polytechnic Institute	1		
Richmont Graduate University	1		
Rochester Institute of Technology	1		
Southern Illinois University	1		
Southern Illinois University-Edwardsville	1		
Tarleton State University	1		
Tennessee Wesleyan University	1		
Universidad de Santiago de Compostela	1		
University of Chicago	1		
University of Evansville	51		

Method

Career data were collected from multiple sources and compiled for this report according to the National Association of Colleges and Employers' standards and protocols for college graduate first destination surveys. The most recent response from the graduate or the academic department was used in the analysis. Some graduates seeking further education were also employed and a determination was made based on full-time status.

Data Sources	
Survey of Graduating Students <i>Responses = 328</i>	Brief survey distributed and collected at commencement ceremonies. Asked for updated contact, job, and graduate school information. Also allowed student to request help from the Center for Career Development.
Alumni Surveys <i>Responses = 7</i>	Brief online survey distributed to recent graduates as part of their electronic Welcome (to the Alumni Association) email message. Email request to complete online survey was sent to graduates at regular intervals after commencement.
National Student Clearinghouse <i>Responses = 10</i>	National database of students enrolled at over 3,300 U.S. institutions. Used to find graduate school enrollment of alumni/ae.
Academic Departments <i>Responses = 61</i>	Once graduates' career data were gathered and compiled from the above sources, the data were sent out to the academic departments. Department chairs were asked to review and update the data on their departments' graduates.
Miscellaneous <i>Responses = 131</i>	Additional data sources included students, employers, staff, parents, and online.